




# Exposed!

*Statistics for Action*

 <p>Arsenic is very dangerous. We're worried about the arsenic levels on the orchard property.</p> <p><b>Parent</b></p>	 <p>My buddies and I go there all the time!</p> <p><b>Rodrigo</b></p>	 <p>What would you say is the highest number of hours per year that children spend in the orchard?</p> <p><b>Assessor</b></p>
--	--	--

**To understand how dangerous the orchard is for children,** the assessor needs to know how much time they spend in the area. Read below about four children who spend time at the orchard. What child spends the most time in the orchard? Guess first, then calculate it. See more about exposure and ranking risk on p. 90 of the *Statistics for Action Facilitator's Manual*.

**Think about the idea of risk.** How do you decide what risks to take? What risks are you exposed to that you did not choose (such as toxins in the air or water)? Who should decide what is an acceptable level of risk?

<p><b>Rodrigo</b></p> <p>Played in the orchard for 6 hours every day on his 6-day spring break. Also came to the orchard to pick apples for about a half hour, about 5 times in October.</p>	<p><b>Sofia</b></p> <p>Walked through the orchard every day going to and from school. It takes her about 5 minutes to cross the orchard going one way. There are 180 school days per year.</p>
<p><b>Ellen</b></p> <p>Sat beneath her favorite tree in the orchard for about 2 hours a day on warm days in the summer, which was about half of the days during her 12-week vacation.</p>	<p><b>David</b></p> <p>Goes jogging around the orchard for about a half hour each weekday morning, about 8 months per year.</p>